

A Pocket Style Manual, Fifth Edition

What's new on the companion Web site?

www.dianahacker.com/pocket

The companion Web site for *A Pocket Style Manual, Fifth Edition*, now provides even more help for college writers in any discipline.

21 new research exercises

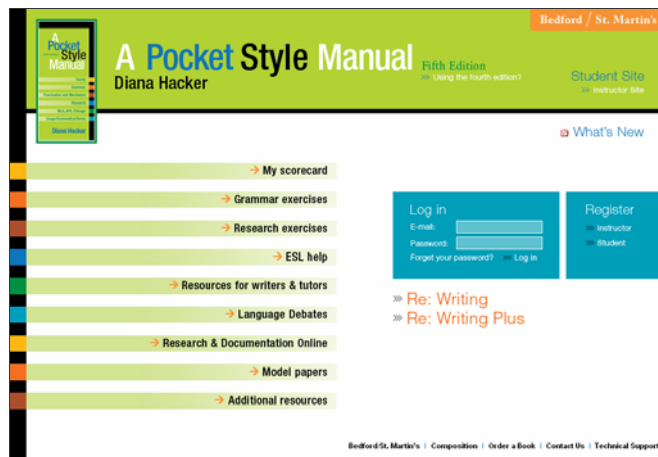
ESL help

Resources for writers and tutors

Two new Language Debates

13 new model papers

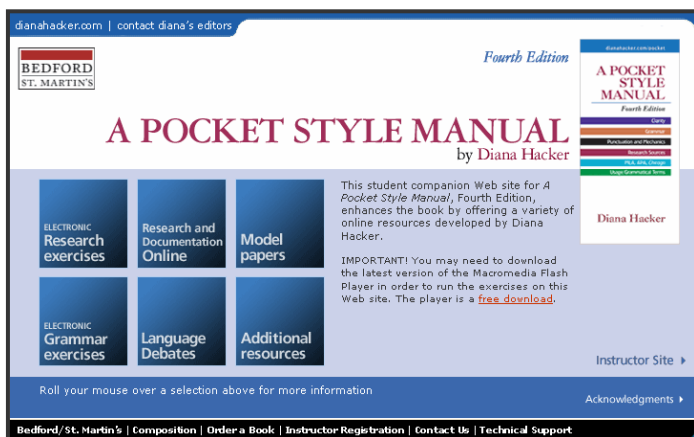
Additional resources



- **21 new research exercises.** New interactive exercises on avoiding plagiarism, integrating sources, and documenting sources in MLA, APA and *Chicago* styles include new visual exercises on identifying publication information.
- **ESL help.** A new collection of resources and strategies will help nonnative speakers set personal goals and improve their college writing skills.
- **Resources for writers and tutors.** This new collection is a wealth of resources that writing centers can print and distribute or that students and tutors can use on their own: tips for visiting the writing center; helpsheets for common writing, grammar, and punctuation problems; advice for approaching different types of writing assignments; sample papers; revision checklists; and a bibliography of tutoring resources.
- **Two new Language Debates.** These overviews of controversial issues of grammar and usage now include essays on the use of possessives as antecedents and the use of –'s when forming the possessive of singular nouns ending in s.
- **Thirteen new model papers.** The site includes a new APA-style research paper, business proposal, and nursing paper, a new MLA-style research paper, two new annotated bibliographies (MLA and APA), a new argument paper, and three analytical papers (analysis of a verbal text, a visual text, and a poem) in MLA style.
- **Additional resources.** This area includes a new assignment on analyzing a photo, an updated links library, formatting help, and additional downloadable exercises.

■ What if I'm still using the fourth edition?

You can still use the Web site for the fourth edition. You can get there two ways:

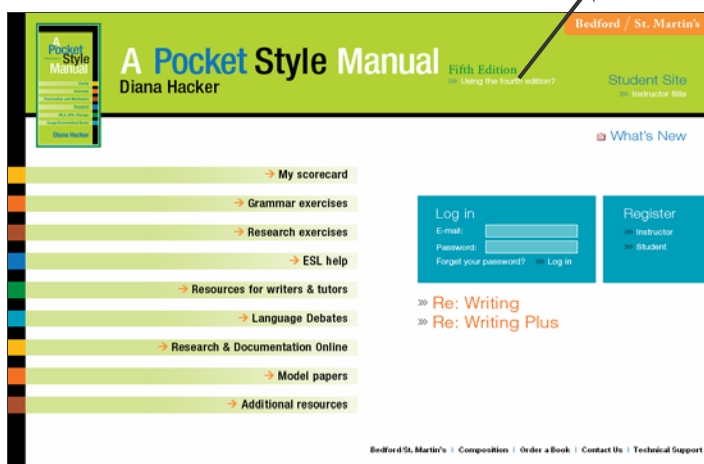


1. Use the new URL:

<http://dianahacker.com/pocket4e>

You may bookmark this site for your convenience.

»»» Using the fourth edition?



2. Or link to the 4/e site from the 5/e site. See the link in the title bar, below "Fifth Edition."

Except for the new URL, the fourth edition site is unchanged.

NOTE for exercise users: Data from the fourth edition site (such as student exercise results) are not accessible through the fifth edition site. Users of *A Pocket Style Manual*, Fourth Edition, can still access the fourth edition site in one of the ways noted above. Instructors teaching with the fourth edition site can still access their students' scores on that site.

■ Do the new exercises function like the others?

Users interested in moving to the fifth edition site will notice a few differences. When students select an exercise category, for example, the site prompts them for log-in information.

Students who decide not to log in can click "Cancel" and complete exercises without saving their results. In other words, students can complete exercises for practice or self-study without logging in. For instructors to have access to their scores, however, students must record their

Content questions?

Contact Mara Weible at mweible@bedfordstmartins.com.

Functionality questions?

Contact Tech Support at techsupport@bfwpub.com.

instructor's e-mail address with their student profile and log in with their own e-mail address and password before attempting any exercises.

■ **What's new at the instructor site?**

On the instructor site, resources are now protected so that students cannot gain access to them. Instructors must log in to access these resources, including exercise handouts, student exercise results, and a list of print and new media ancillaries.

■ **Have the exercise numbers changed?**

Some exercise numbers have changed. The changes are detailed in the following chart with new exercise titles in bold.

Hacker, Pocket 4/e vs. 5/e exercise numbers

POCK 4/e No.	POCK 5/e No.	Exercise Title
	5-3	Shifts
5-3	5-4	Shifts
8-3	—	Subordination
16-1	16-3	Articles
16-2	16-1	Verb forms and tenses
	16-2	Verb forms with modals
16-3	16-5	Omissions and repetitions
	16-4	Articles and types of nouns
	16-6	Sentence structure
	16-7	Prepositions showing time and place
	29-4	Avoiding plagiarism in MLA papers
	29-5	Avoiding plagiarism in MLA papers
29-4	29-6	Recognizing common knowledge in MLA papers
	30-3	Integrating sources in MLA papers
	30-4	Integrating sources in MLA papers
	32-2	MLA documentation: in-text citations
	32-3	MLA documentation: identifying elements of sources
32-2	32-4	MLA documentation: works cited
	32-5	MLA documentation: works cited
32-3	32-6	MLA documentation
	35-3	Avoiding plagiarism in APA papers
	35-4	Avoiding plagiarism in APA papers
35-3	35-5	Recognizing common knowledge in APA papers
	36-3	Integrating sources in APA papers
	36-4	Integrating sources in APA papers
	37-3	APA documentation: in-text citations
	37-4	APA documentation: identifying elements of sources
	37-5	APA documentation: reference list

37-3	37-6	APA documentation
	40-3	Avoiding plagiarism in <i>Chicago</i> papers
	40-4	Avoiding plagiarism in <i>Chicago</i> papers
40-3	40-5	Recognizing common knowledge in <i>Chicago</i> papers
	41-3	Integrating sources in <i>Chicago</i> papers
	41-4	Integrating sources in <i>Chicago</i> papers
	42-1	<i>Chicago</i> documentation: identifying elements of sources
42-1	42-2	<i>Chicago</i> documentation: notes
42-2	42-3	<i>Chicago</i> documentation: notes
	42-4	<i>Chicago</i> documentation: notes
	42-5	<i>Chicago</i> documentation: bibliography
42-3	42-6	<i>Chicago</i> documentation